




EMBROIDERY STUDIO 
Designing
WITH CorelDRAW[®]
Graphics Suite

*Creative by nature.
Efficient by design.*


 **WILCOM**[®]

Ultimate Embroidery & Multi-Decoration Software



EmbroideryStudio e4 *Designing* makes the world's favourite digitizing software even better.

It is *the* embroidery software for professional digitizers, custom embroidery shops, industry trainers and educators, and apparel decorators serious about commercial embroidery.



With advanced lettering and team name software which includes over 200 embroidery fonts, extensive technical and creative embroidery features, and professional editing and digitizing, you can create logo, sports and fashion designs quickly with full professional control.

Easy graphics digitizing combined with very productive traditional digitizing tools provide professional digitizing for both experienced and aspiring embroiderers.

Use the new integrated Design Library to find designs in seconds by customer, order, date, stitch count and other text or parameters, all within the software.

Create and manage design digitizing requests more efficiently. New tools enhance your business productivity meaning you get more quotes and jobs through your shop each day.

Quickly prepare design mock-ups on high resolution garment images and email .PDF approval sheets directly to customers. Save basic order and job production information right into the Wilcom .EMB design file for easy reference.



CorelDRAW®
Graphics Suite

Ultimate Integration

CorelDRAW® Graphics Suite provides full vector and bitmap graphics software for multi-decoration, printing, cutting and engraving designs.

Run CorelDRAW fully integrated with EmbroideryStudio e4 Designing, or standalone.

It can be configured to use an Adobe® Illustrator® style user interface.

Open and edit popular vector and bitmap graphic design formats e.g., Corel .CDR, Adobe .AI, .PDF, .EPS, etc. Convert graphics into embroidery by auto or manual digitizing. Convert selected embroidery objects into vector or virtual embroidery bitmap graphics. Switch back and forth between Corel and Wilcom windows. Save everything in the Wilcom .EMB design file.

What's new?

7 add-on Elements Included Now as STANDARD

VIRTUAL DECORATION

Create high resolution embroidery TrueView images for digital printing.

VECTOR DRAWING

Create and edit vector graphics directly in Wilcom designs.

BLING

Create and output bling designs for stones, rhinestones, beads and spangles.

AUTO-DIGITIZE BITMAPS

One click converts bitmap graphics into embroidery.

KIOSK MODE

Ultra simple personalised designs for retail shops.

AUTO SHAPING

Automatically weld intersect or overlap embroidery and graphic objects.

FREEHAND

Integrated freehand drawing of stitched outlines and fills plus selected details from other elements are also now also included.



Improved Auto-Digitizing

- New instant Auto-Digitizing of bitmaps with one click
- Improved interactive Auto-Digitizing dialog
- Enhanced quality satin and fill stitching, better optimized for logo design
- Supports full color bitmaps with transparency (24 and 32 bit)
- Optional cropping / masking of bitmap artwork images
- Optional bitmap image adjustments before stitching.

Faster Digitizing for Professionals and Newcomers

- Enhanced traditional digitizing tools for fast production digitizing
- New graphics digitizing tools for easier digitizing
- Create embroidered outlines and fills with the same shape tools
- Convert outlines to/from fills in a single click with the new Stitch toolbar
- Add or remove holes and stitch angles
- Create drawing objects as vector outlines or fills in the same way
- Much faster handling and processing of very large designs.



More efficient design workspace

- 4K monitor support, large or small icons, optional labels
- Improved arrangement of toolbox tools with quick-access flyouts
- Switch between multiple open designs effortlessly with new design tabs
- Visualize stitching sequence with the new
- Stitch Player using classic media player controls
- New Color toolbar commands and My Threads docker for easier color management
- Large, full featured Open dialog displays design details
- "Open Recent Designs" with thumbnail view.



NEW Creative and Technical Stitching

- Sculpture, Raised Satin, Square Stitch Outlines
- Raised Satin, Square Stitch, Double Square fills
- Predefined Motif Fills **now standard**
- Radial Stitch Effect
- Double Tatami Underlay
- Adjustable Overlap Lap Corners
- Improved Auto-Appliqué
- New Satin Tie-off method
- Trapunto Effect **now standard**.



NEW and Improved Lettering

- 25 NEW embroidery fonts including 3D foam, logo fonts and specialty fonts
- NEW predefined "Lettering Art" envelope shapes
- Easier selection of embroidery fonts by style or type
- Expanded capabilities and easier to use Team Names feature
- Improved quality of automatic TrueType/OpenType stitching.



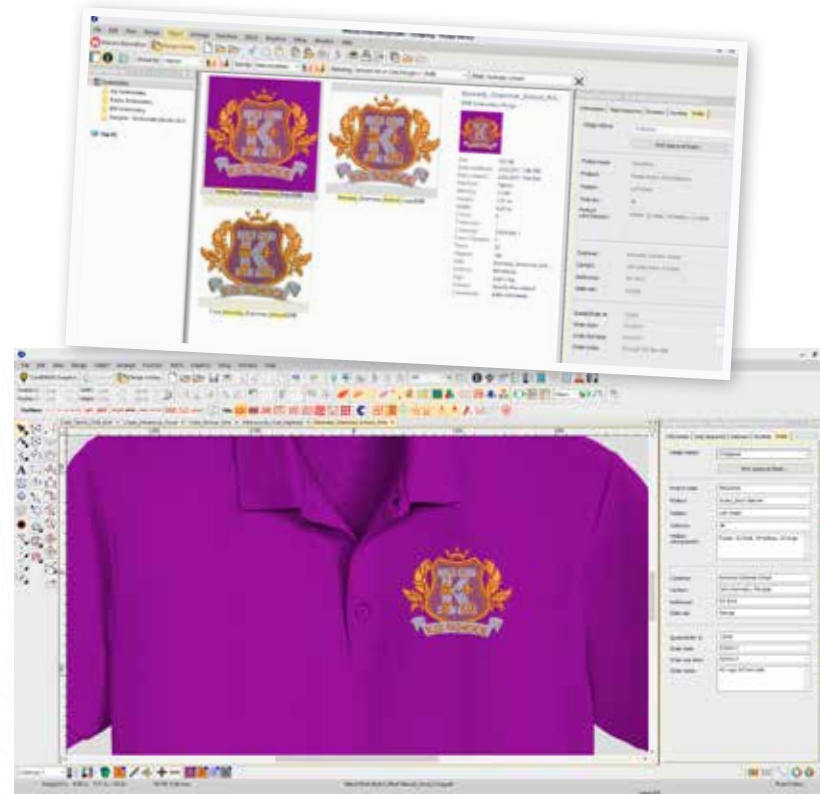
Enhanced Monogramming

- 69 professional predefined monogram designs or create your own
- Extensive but easy to use monogramming user interface
- Separate tabs for Designs, Letters, Ornaments and Borders
- Advanced stitching parameters hidden unless asked for
- Use embroidery fonts or TrueType fonts.



NEW Advanced Integrated Design Library

- Search designs in seconds by customer, order, date or any text field
- Designs are automatically indexed for fast search. No manual categorization required
- Browse designs from all folders in one screen, or folder by folder
- Group and sort designs by customer, order, date, folder, design status, stitches and more
- Quickly see recent designs by date, no matter what folder they are in
- Batch operations on multiple selected designs. Open, convert, print, stitch and catalogue.



NEW Order Job Feature

- Save customer, order & job details in the .EMB design file. A separate database is not required
- Identifies the garment, quantities, sizes, colors and approval status
- Display job details with high resolution product mock-ups in .PDF for customer approval
- Estimate stitch counts from customer artwork using enhanced Auto-Digitizing
- Create digitizing requests as .EMB designs and manage status in the Design Library
- Minimize printed worksheets by sending .EMB with job details to production computer.



Enhanced Product Visualizer and Customer Approvals

- Create mock-ups of designs on high resolution garment images in the required colors
- Wide selection of high resolution predefined generic products included
- Add your own custom product images
- Move and re-size product images within the design
- Print new .PDF approval sheets with job details or email directly to customers for approval
- Save and record the product image directly in the .EMB design file for future use.


Customize your embroidery business

EMBROIDERY STUDIO ^{e4}
Elements

Take your embroidery further. Carefully crafted features designed to widen imaginations, boost efficiency and expand your business. Buy add-on Elements to suit your professional needs.


Creativity

Give your designs a creative edge with additional artistic stitching features.




Specialty

Create designs for specialty machine types.



Productivity

Improve efficiency. Get the job done faster and more accurately.



Elements shown above are not included with EmbroideryStudio e4 and must be purchased separately.

NEW



IMPROVED



Ask your local distributor to help you build the right bundle for your business and budget.



The common thread...

“

Our team has found the new e4 user interface really easy to use. There is a quick learning curve and it has enabled our machinists to fix problems without asking digitizers for help.

We are really impressed by the new Job Order Feature as we no longer require printed worksheets meaning fewer mistakes.

**Dean Roscoe, Owner
Paramount Embroidery, UK**

